



CBPF CONTRIBUTIONS

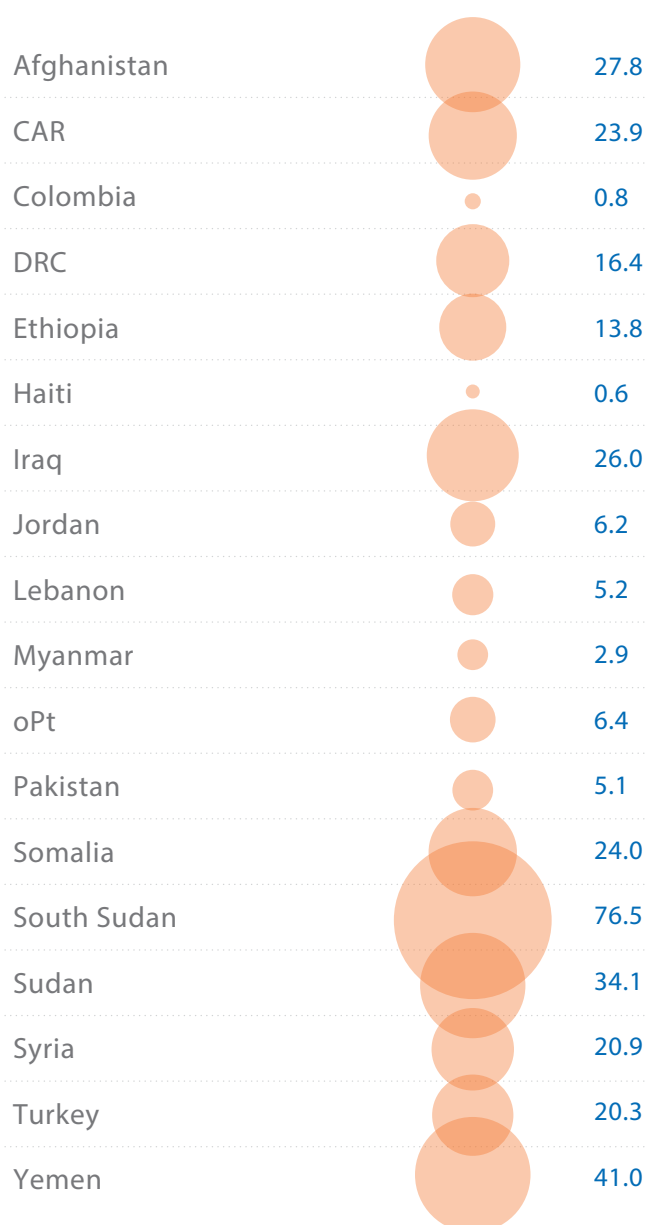
UN Member State Governments and private donors alike contribute to CBPFs. CBPFs provide donors both big and small the opportunity to pool their unearmarked contributions to a specific emergency. With these pooled donations, CBPFs offer flexible and rapid financing instruments to scale up humanitarian operations, fill critical gaps, and strengthen partnerships with aid organizations, including local and international NGOs. The following are pledges and paid contributions received from 1 January - 30 September 2015.

 **\$352** million received

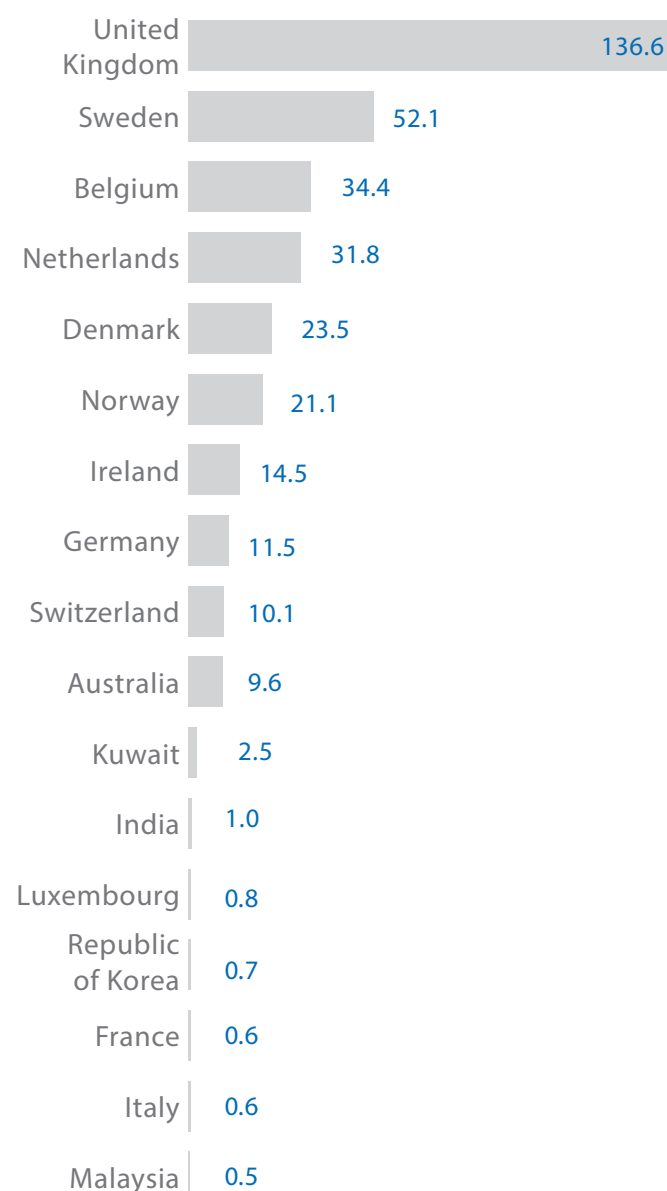
18 country-based pooled funds

17 Member State contributors

Funding received by CBPF
Country Amount (in US\$ millions)



Funding by donor
Donor Amount (in US\$ millions)



DRC: Democratic Republic of the Congo; CAR: Central African Republic; oPt: occupied Palestinian territories.

Creation date: 15 October 2015 Sources: OCHA Contribution Tracking System (OCT) and Multi Partner Trust Fund Office (MPTFO) Gateway.

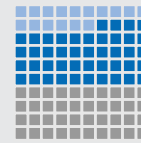


CBPF ALLOCATIONS

CBPF funding is allocated to UN agencies, the International Organization for Migration (IOM), national and international non-governmental organizations (NGOs) and Red Cross/Red Crescent organizations in order to assist people affected by disasters and conflict. The following are allocations made from 1 January - 30 September 2015.

\$368 million allocated¹

ALLOCATIONS BY PARTNER TYPE²

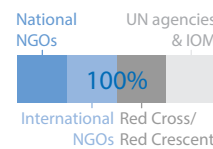


17% NNGOs
44% INGOs
39% UN

Allocations by CBPF

Country	Allocations	Amount (in US\$ millions)
Afghanistan		21.5
CAR		28.1
Colombia		0.7
DRC		44.7
Ethiopia		15.4
Haiti		3.2
Iraq		22.7
Jordan		2.9
Lebanon		2.8
Myanmar		1.8
oPt		3.7
Pakistan		3.7
Somalia		25.4
South Sudan		84.1
Sudan		33.7
Syria		12.8
Turkey		23.3
Yemen		37.3

Allocations by partner type



% by partner type

	National NGOs	International NGOs	Red Cross/ Crescent	UN & IOM
Afghanistan	3%	50%	-	47%
CAR	8%	69%	-	23%
Colombia	33%	67%	-	-
DRC	20%	38%	-	42%
Ethiopia	-	77%	-	23%
Haiti	18%	59%	-	23%
Iraq	17%	46%	-	37%
Jordan	9%	91%	-	-
Lebanon	22%	73%	-	5%
Myanmar	33%	67%	-	-
oPt	30%	70%	-	-
Pakistan	61%	27%	-	12%
Somalia	11%	39%	-	50%
South Sudan	12%	30%	-	58%
Sudan	16%	38%	-	46%
Syria	16%	8%	10%	66%
Turkey	62%	27%	-	11%
Yemen	17%	63%	-	20%

¹ Allocations include carry-over from 2014

² Percentages rounded. Red Cross / Red Crescent has received 0.3 per cent of total allocations.

Creation date: 15 October 2015 Sources: OCHA Contribution Tracking System (OCT) and Multi Partner Trust Fund Office (MPTFO) Gateway.