MIDDLE EAST AND NORTH AFRICA
Humanitarian Pooled Funds
January - May 2018

OCHA

$146M FUNDED

$64M ALLOCATED

7 FUNDS

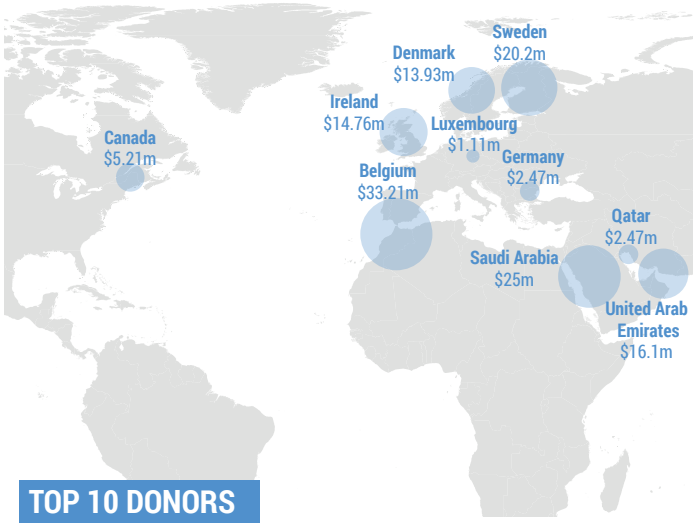

TOP 10 DONORS

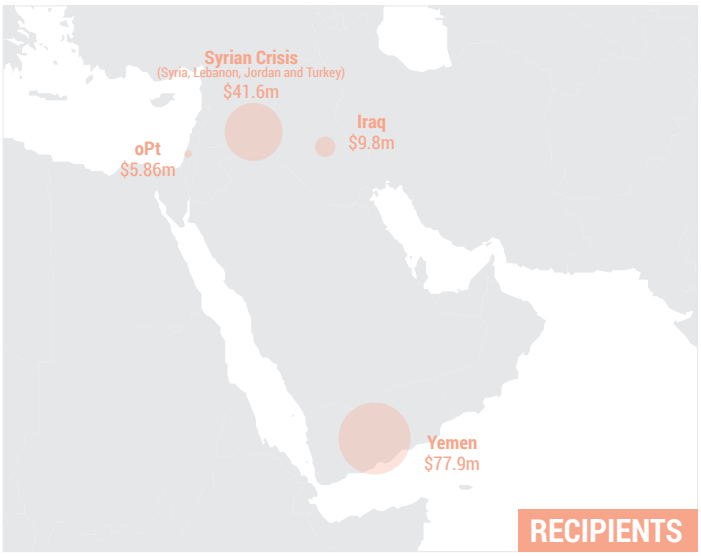

RECIPIENTS

ALLOCATION BY CLUSTER/SECTOR (USD millions)

TOP DONORS PER FUND (USD millions)

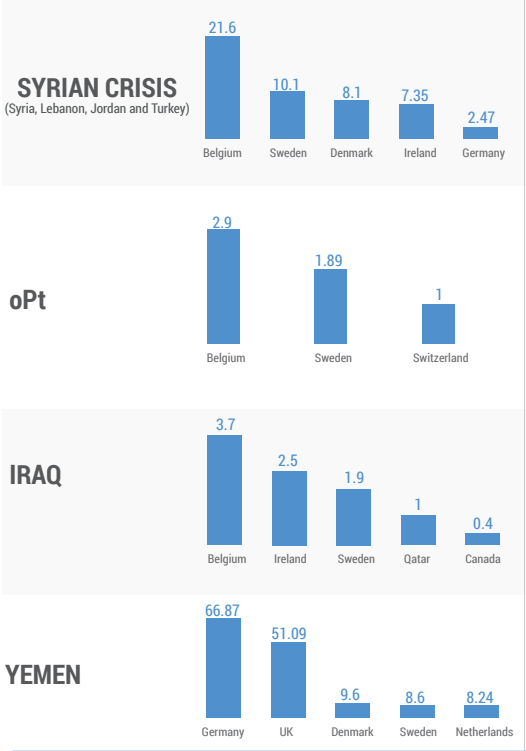

ALLOCATION BY CLUSTER/SECTOR (USD millions)

The boundaries and names shown and the designations used on this map do not imply official endorsement or acceptance by the United Nations.

Creation date: 24 May. 2018 **Sources:** https://gms.unocha.org. **Feedback:** ocharomena@un.org www.unocha.org www.reliefweb.int