



OVERVIEW


In 2024, humanitarian assistance, including in-kind aid, cash and services, reached **15.6** million people, exceeding the target of **14.7** million set in the year's response plan by **6.7** per cent. There was a variation in coverage across individual clusters due to unequal funding levels, limited access, insecurity and capacity challenges. The higher-than-expected percentage was driven by increased food needs, with **25.6** million people becoming food insecure during the lean season.

The humanitarian crisis was further exacerbated by severe floods, cholera outbreaks and intensifying conflict. However, some progress

was made when the Adre border reopened in August and the dry season began in October, allowing aid efforts to expand. Cross-border operations and, to a lesser extent, crossline access enabled food aid to reach hard-to-access areas.

By the end of the year, **65.2** per cent of the response plan had been funded.

KEY FIGURES



FUNDING as of 26 Jan 2025



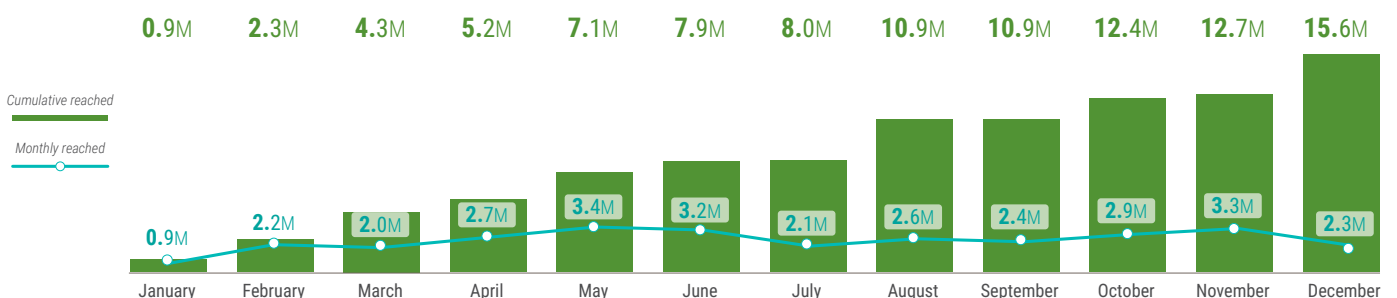
PEOPLE TARGETED VS REACHED by cluster

Cluster	Targeted	Reached
Education	4.2M	777.7K
Food Security & Livelihoods	11.4M	13.3M
Health	4.9M	2.3M
Nutrition	2.0M	1.2M
General Protection	3.6M	252.1K
Child Protection	3.0M	1.1M
Gender-Based violence	1.8M	225.3K
Mine Action	3.8M	1.1M*
Shelter/Non-Food Items	2.1M	1.3M
Site Management	1.6M	961.0K
Water, Sanitation & Hygiene	8.9M	11.3M**
Refugee Response	1.0M	929.6K

HNRP FUNDING (US\$) by cluster¹

Cluster	Required	Funding	% Unmet requirements
Education	131.0M	22.8M	83%
Food Security & Livelihoods	581.2M	684.9M	-18%
Health	178.6M	167.4M	6%
Nutrition	350.1M	194.9M	44%
General Protection	64.1M	57.2M	11%
Child Protection	81.0M	19.3M	76%
Gender-Based violence	62.8M	17.7M	72%
Mine Action	15.3M	14.7M	4%
Shelter/Non-Food Items	212.4M	67.3M	68%
Site Management	14.8M	1.4M	91%
Water, Sanitation & Hygiene	230.9M	112.5M	51%
Refugee Response	631.2M	40.0M	94%

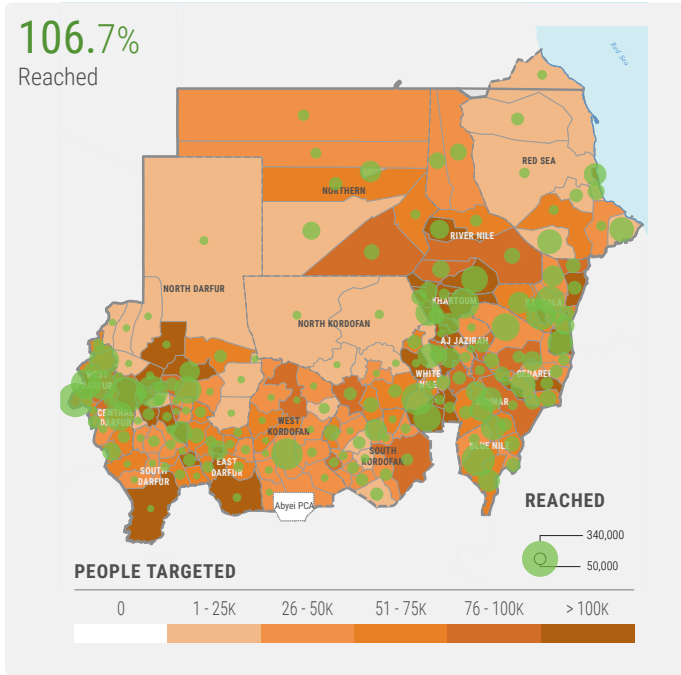
PEOPLE REACHED WITH MULTI-CLUSTER ASSISTANCE by month



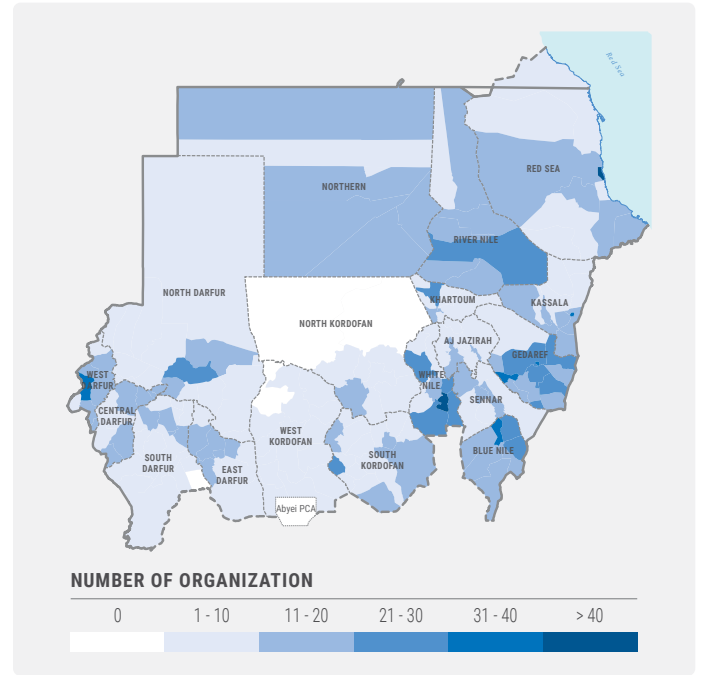
* Figures under review, ** Water component considered in the overall reached. ¹ The overall funding includes \$77.5 to Multi-Purpose Cash, \$26.9M to Coordination, \$12.1M to Logistics, \$188.7M to Multi-cluster, and \$52.7M to unspecified clusters.

For more information on cluster response see the interactive version of the dashboard

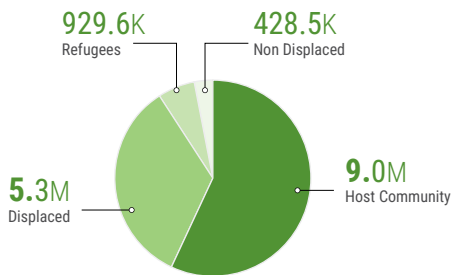
PEOPLE REACHED WITH MULTI-CLUSTER ASSISTANCE by locality



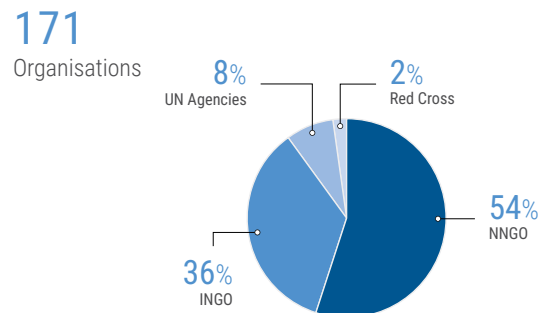
NUMBER OF ORGANISATIONS by locality



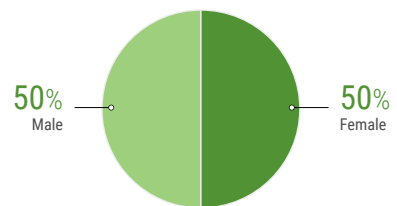
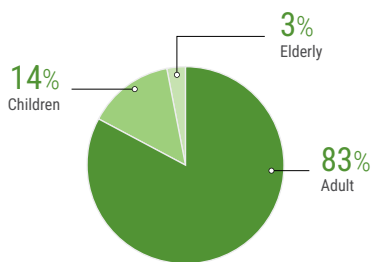
PEOPLE REACHED WITH MULTI-CLUSTER ASSISTANCE by population group



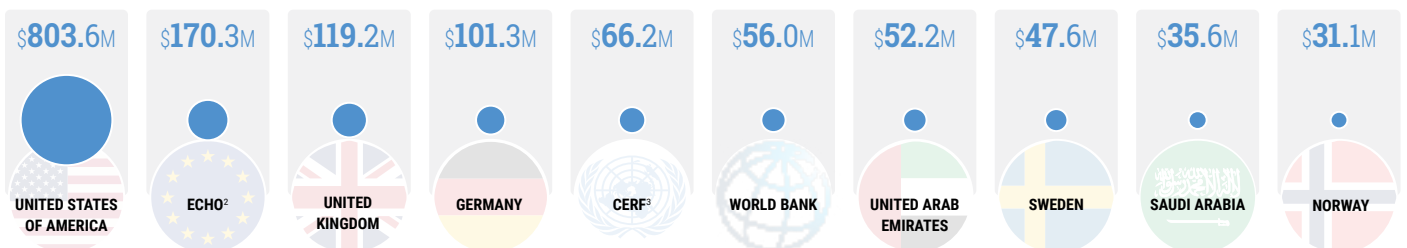
NUMBER OF ORGANISATIONS by type



PEOPLE REACHED WITH MULTI-CLUSTER ASSISTANCE by age & gender⁴



TOP 10 DONOR CONTRIBUTIONS



² European Commission, ³ Central Emergency Response Fund, ⁴ Percentages are estimated from records with complete gender and age breakdown. For more information on cluster response see the interactive version of the [dashboard](#)