

NATURAL DISASTERS

FTS records all reported international humanitarian funding to natural disasters and a special section of our page is dedicated to this information.



FTS Financial Tracking Service
Tracking Global Humanitarian Aid Flows

HOME | **APPEAL FUNDING** | COUNTRIES | GLOBAL OVERVIEW | CUSTOM SEARCH

Funding Status of Latest Appeals

Somalia 2012	■ \$1,521,930,554 ■ \$53,677,364		4 %
Sudan 2012	■ \$1,085,780,789 ■ \$217,155		0 %
2012+ Kenya Emergency Humanitarian Response Plan	■ \$763,757,856 ■ \$77,077,684		10 %
Republic of South Sudan 2012	■ \$763,192,505 ■ \$59,142,036		8 %
Democratic Republic of the Congo 2012	■ \$718,555,610 ■ \$00		0 %
Chad 2012	■ \$455,173,291 ■ \$66,512,593		15 %
Yemen Humanitarian Response Plan 2012	■ \$447,138,200 ■ \$48,499,270		11 %
Afghanistan 2012	■ \$437,140,634 ■ \$40,000,000		9 %
occupied Palestinian territory 2012	■ \$416,701,603 ■ \$5,418,719		1 %
Zimbabwe 2012	■ \$268,376,059 ■ \$00		0 %

Features



- > Funding Status of All Appeals
- > Appeals & Funding per Country
- > Global Overview Tables
- > Custom Search
- > Report a Contribution
- > Appeal Documents
- > Pooled Funds (CERF, CHFs, ERFs) **NEW**
- > Funding Details per Donor
- > Quick search by Donor and Destination Country
- > Natural Disasters**
- > Funding trends
- > 2011 Horn of Africa Drought - Funding Summary



In this section, you will find a list of all natural disasters which have been assigned a globally common unique ID -- GLIDE number (www.glideunumber.net) -- and for which contributions have been reported to FTS. The red **APPEAL** icon will appear when an inter-agency appeal (usually a Flash Appeal for rapid-onset disasters) has been issued. Funding for disasters in previous years can be accessed by clicking on the year at the top of the page. Summary tables by disaster and by donor are also available.

Natural Disasters in 2011:

Go to: [\[2012\]](#) [\[2011\]](#) [\[2010\]](#) [\[2009\]](#) [\[2008\]](#) [\[2007\]](#) [\[2006\]](#) [\[2005\]](#) [\[2004\]](#) [\[2003\]](#) [\[2002\]](#) [\[2001\]](#) [\[2000\]](#) [\[Archive\]](#)

Summary Tables

Contributors summary table in 2011  

Contributors by Donor in 2011  

Natural disasters

	Funding
BANGLADESH - Cold Wave - January 2011 	US\$ 30,030
BANGLADESH - Floods and Landslides - July 2011 	US\$ 9.1 million
BOLIVIA - Floods and Landslides - January 2011 	US\$ 3.4 million
BRAZIL - Floods - January 2011 	US\$ 235,705
CAMBODIA - Floods - September 2011 	US\$ 19 million
CENTRAL AMERICA - Floods - October 2011  [Appeal]	US\$ 27 million
CENTRAL AMERICA - Floods - October 2011  [Appeal]	US\$ 27 million
COLOMBIA - Floods and Landslides - April 2011 	US\$ 1.3 million

When we begin featuring the custom search in the Tip of the Week, we'll explain how to download raw data and group by / sort by natural disasters.

Please contact us for additional information: fts@un.org