



Global Humanitarian Overview: 31 October 2020 ¹

FUNDING REQUIRED

\$39.29_B

FUNDING RECEIVED

\$14.97_B

COVERAGE

38%

TOTAL HUMANITARIAN FUNDING ²

\$21.98_B

The requirements for the Global Humanitarian Overview (GHO) 2020 were \$39.29 billion for 63 countries at the end of October.

This is a significant increase from the \$28.8 billion published on 4 December 2019 and \$600 million decrease from last month.³

As of the end of October, funding for the plans included in the GHO had reached \$14.97 billion, or 38 per cent of total requirements. This is \$1.84 billion more than reported at the end of September. Total GHO funding, including the GHRP, is approximately \$860 million higher this year than at the same time in 2019 (\$14.11 billion). Current GHO funding is 83 per cent of the total GHO funding recorded for all of 2019 (\$18.09 billion).

Despite this high level of funding in absolute terms, requirements have grown significantly, with current requirements \$13.44 billion greater than at the same time last year. The percentage of needs covered (38 per cent) is lower now than at the end of October 2019 (53 per cent) and October 2018 (49 per cent). The gap between requirements and funding - \$24.32 billion is also much larger. Until the sharp increases in the July GHRP update, monthly GHO coverage in 2020 was on par with the same points in time last year.

An additional \$7.01 billion has been reported for activities outside the GHO or is awaiting allocation, bringing the total reported humanitarian funding to \$21.98 billion, which is \$2.27 billion higher than the amount reported one month ago.⁴ Total reported humanitarian funding in 2020 is currently \$1.08 billion higher than at the end of October 2019 (\$20.90 billion). It is 89 per cent of total reported humanitarian funding in 2019 (\$24.60 billion).

As of end October, the plans in the GHO, including the GHRP, aimed to provide assistance to 258.9 million of the 433.2 million people in need. This is almost triple the number of people in need at the end of September 2019, and nearly one and a half times more than the people to receive assistance through the 2019 coordinated plans.

MINISTERIAL ROUNDTABLE FOR THE CENTRAL SAHEL

Twenty-four donors announced more than US\$1.74 billion for 2020 and beyond to scale up life-saving humanitarian aid to millions of people in Burkina Faso, Mali and Niger.⁵ Many policy commitments were made, and a follow-up meeting is planned to take place in six months at the regional level to take stock of progress. A table of donor announcements and breakdowns by time period is available [here](#).

GENDER-BASED VIOLENCE PREVENTION AND RESPONSE

Prevention and response to gender-based violence (GBV) remains a key priority for humanitarian agencies. This is particularly true in the context of COVID-19 which has deepened existing vulnerabilities and inequalities, yet the gap between requirements and funding remains large.

The 2020 requirements for gender programming/GBV prevention and response in 18 plans / countries in the GHO are \$409.6 million.⁶ As of end October, funding against these requirements totaled \$48 million. An additional \$25.9 million for GBV has been reported for GHO countries / plans that have not specified requirements. Organizations receiving funds for GBV activities are strongly encouraged to report them directly to FTS at fts@un.org.

¹ For a complete explanation of the calculation of headline figures for 2020, see page 20 of the GHO 2020.

² Global humanitarian funding includes support to organisations and activities in UN-coordinated plans, as well as reported funding for the Red Cross / Red Crescent Movement, in-kind assistance, bilateral funding and others.

³ The change in requirements since last month is primarily due to a decrease in the COVID-19 Common Services financial requirements following the partial recovery in the commercial sector, as well as updates on COVID-19 response item pipelines. The WFP common services budget was revised downwards from \$965 million to \$316 million.

⁴ See footnote above. In the context of COVID-19, there may be some funding reported as outside the GHRP because the necessary details regarding how it should be attributed have not been provided by donors or recipient agencies. It is expected that some of this funding will be counted against the GHRP requirements as more information is received.

⁵ Announcements were revised from \$1.72 million to \$1.74 million in the days following the event due to small adjustments made by several donors to their original announcements.

⁶ This includes requirements for 18 countries / plans: Afghanistan, Cameroon, Chad, Democratic Republic of the Congo, Iraq, Kenya, Libya, Mali, Niger, Nigeria, oPt, Somalia, South Sudan, Sudan, Syria, Ukraine, Venezuela, and Zimbabwe. While there is certainly gender/GBV programming in other GHO countries, not all of them have specified requirements in their coordinated plans. The requirements for Afghanistan, DRC and Ukraine are available in their Humanitarian Response Plans.

Asia and the Pacific: Appeals in 2020

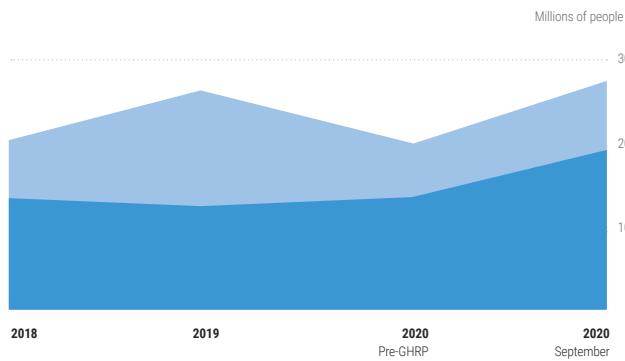
PEOPLE IN NEED⁷

27.5M

PEOPLE TARGETED⁷

19.2M

PEOPLE IN NEED PEOPLE TARGETED



REQUIREMENTS (US\$)

\$3.08B

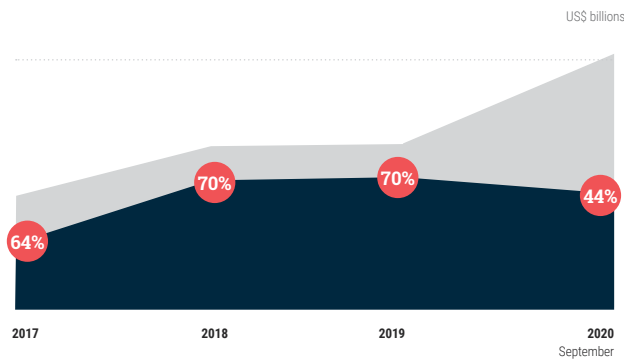
FUNDING (US\$)

\$1.36B

COVERAGE (%)

44%

REQUIREMENTS FUNDING COVERAGE



⁷ Calculation includes caseload for Humanitarian Response Plans and equivalent appeals, and the Bangladesh Joint Response Plan for Rohingya Humanitarian Crisis.

Requirements for the eight inter-agency plans in the Asia Pacific region total \$3.08 billion to assist 19.2 million people. This is a considerable increase from the region's \$1.93 billion in requirements in March before the addition of COVID-19 related needs.

In addition to the COVID needs added to the existing Humanitarian Response Plans for Afghanistan and Myanmar, and the Bangladesh Joint Response Plan (JRP) for Rohingya Refugees, inter-sectoral COVID-19 plans were developed for Bangladesh, the Democratic People's Republic of Korea (DPRK), Pakistan and the Philippines. These inter-sectoral COVID-19 plans total \$513.2 million and coverage ranges from nine percent for the DPRK plan to 56 percent for the Pakistan plan.

Average funding coverage (COVID and non-COVID) for the region currently stands at 44 per cent. This is much lower than the past three years when coverage ranged from 64 to 70 per cent. The three largest appeals - Afghanistan, Myanmar and the Bangladesh JRP – have all increased their requirements very significantly since last year. Myanmar almost doubled, the JRP more than doubled, and Afghanistan almost tripled. Although combined funding for the three largest plans and DPRK (\$1.20 billion) is approximately the same as last year at the same time (\$1.25 billion), coverage of requirements has decreased for Afghanistan (41 vs. 71 per cent), Bangladesh JRP (54 vs. 67 per cent), and Myanmar (52 vs. 80 per cent). Coverage for DPRK is the same at 27 per cent. This means that the funding gap has grown considerably, leaving more people lacking adequate humanitarian assistance during this particularly difficult time.

INTER-AGENCY APPEALS IN 2020

INTER-AGENCY APPEAL	APPEAL TYPE	FUNDING REQUIRED (US\$)	FUNDING RECEIVED (US\$)	FUNDING COVERAGE (%)	PEOPLE IN NEED	PEOPLE TARGETED
Afghanistan	HRP	1.13 B	459.1 M	41%	13.9 M	11.1 M
Myanmar	HRP	275.3 M	142.1 M	52%	986 k	848 k
Bangladesh JRP	Other	1.06 B	574.9 M	54%	1.8 M	1.8 M
DPR Korea	Other	107.0 M	28.4 M	27%	10.8 M	5.5 M
Bangladesh COVID-19	COVID	205.9 M	54.6 M	27%	20.2 M	7.5 M
DPR Korea COVID-19	COVID	39.7 M	3.5 M	9%	-	-
Pakistan COVID-19	COVID	145.8 M	80.3 M	55%	6.7 M	5.7 M
Philippines COVID-19	COVID	121.8 M	17.5 M	14%	39.0 M	5.4 M

Global Humanitarian Overview 2020: as of 31 October 2020

INTER-AGENCY APPEAL	APPEAL TYPE	FUNDING REQUIRED (US\$)	FUNDING RECEIVED (US\$)	FUNDING COVERAGE (%)	PEOPLE IN NEED	PEOPLE TARGETED
Afghanistan	HRP	1.13 B	459.1 M	41%	14.0 M	11.1 M
Burkina Faso	HRP	424.4 M	201.9 M	48%	2.9 M	2.1 M
Burundi	HRP	197.9 M	69.8 M	35%	1.7 M	0.9 M
Cameroon	HRP	390.9 M	155.3 M	40%	6.2 M	3.4 M
CAR	HRP	553.6 M	342.3 M	62%	2.6 M	1.6 M
Chad	HRP	664.6 M	275.0 M	41%	6.4 M	3.8 M
Colombia	HRP	209.7 M	32.0 M	15%	10.4 M	2.4 M
DRC	HRP	2.07 B	663.1 M	32%	25.6 M	9.2 M
Ethiopia	HRP	1.44 B	494.1 M	34%	19.2 M	15.1 M
Haiti	HRP	472.0 M	81.1 M	17%	10.9 M	10.9 M
Iraq	HRP	662.2 M	464.6 M	70%	4.1 M	1.8 M
Libya	HRP	129.8 M	96.9 M	75%	1.0 M	0.4 M
Mali	HRP	474.3 M	176.8 M	37%	6.8 M	5.5 M
Myanmar	HRP	275.3 M	142.1 M	52%	1.0 M	0.8 M
Niger	HRP	516.1 M	228.6 M	44%	3.7 M	3.0 M
Nigeria	HRP	1.08 B	460.2 M	43%	10.6 M	7.8 M
oPt	HRP	420.4 M	206.8 M	49%	2.4 M	1.5 M
Somalia	HRP	1.01 B	624.8 M	62%	5.2 M	3.0 M
South Sudan	HRP	1.90 B	838.2 M	44%	7.5 M	7.4 M
Sudan	HRP	1.63 B	752.3 M	46%	12.2 M	8.8 M
Syria	HRP	3.82 B	1.94 B	51%	11.1 M	9.8 M
Ukraine	HRP	204.7 M	89.1 M	44%	3.4 M	2.1 M
Venezuela ⁸	HRP	762.5 M	132.5 M	17%	7.0 M	4.5 M
Yemen ⁹	HRP	3.38 B	1.44 B	40%	24.3 M	19.0 M
Zimbabwe	HRP	800.8 M	180.6 M	23%	7.5 M	6.0 M
Djibouti	FA	14.3 M	3.7 M	26%	0.2 M	0.2 M
Lebanon	FA	354.9 M	84.0 M	24%	1.0 M	0.3 M
Lesotho	FA	33.7 M	8.6 M	25%	0.5 M	0.3 M
Mozambique	FA	68.1 M	19.4 M	28%	7.8 M	2.9 M
Burundi Regional ¹⁰	RRP	275.4 M	20.1 M	7%	0.3 M	0.3 M
DRC Regional ¹⁰	RRP	638.7 M	30.6 M	5%	0.7 M	0.7 M
Nigeria Regional ^{10,11}	RRP	-	-	-	-	-
South Sudan Regional ¹⁰	RRP	1.34 B	72.7 M	5%	1.2 M	1.2 M
Syria Regional ¹⁰	3RP	6.00 B	1.94 B	32%	10.0 M	10.0 M
Horn of Africa and Yemen	MRP	76.5 M	0.3 M	<1%	0.2 M	0.2 M
Venezuela Regional	RMRP	1.41 B	496.9 M	35%	6.1 M	4.1 M

HRP Humanitarian Response Plan FA Flash Appeal RRP Regional Refugee Response Plan RMRP Regional Migrant and Refugee Response Plan Other Other Inter-agency appeals

⁸ The requirements and funding are estimates and will be updated after the publication of the Venezuela HRP.

⁹ This figure estimates year-long requirements in Yemen, including for COVID-19 activities. A final figure will be confirmed pending verification of pledges and funds already received.

¹⁰ The RRP requirements and funding only include the countries not overlapping with HRPs tracked in FTS: for Burundi Regional, Rwanda, Tanzania, and Uganda are included; for DRC Regional, Angola, Republic of Congo, Rwanda, Tanzania, Uganda, and Zambia are included; for South Sudan Regional, Kenya, Uganda, and Ethiopia are included. Funding for RRP is based on contributions reported by donors and recipient organisations. Updates are ongoing.

¹¹ The requirements for the Nigeria RRP are included in the Cameroon, Chad and Niger HRPs.

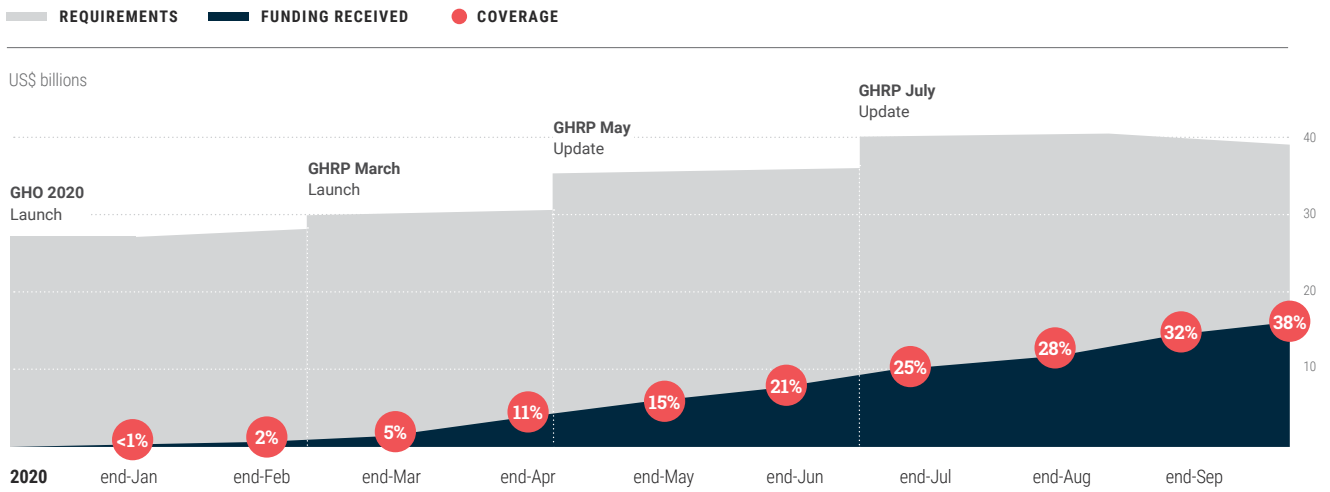
INTER-AGENCY APPEAL	APPEAL TYPE	FUNDING REQUIRED (US\$)	FUNDING RECEIVED (US\$)	FUNDING COVERAGE (%)	PEOPLE IN NEED	PEOPLE TARGETED
Bangladesh	Other	1.06 B	574.9 M	54%	1.8 M	1.8 M
Cabo Delgado	Other	35.5 M	30.2 M	85%	0.7 M	0.4 M
DPR Korea	Other	107.0 M	28.4 M	27%	10.4 M	5.5 M
Benin	COVID	17.9 M	2.3 M	13%	3.0 M	1.0 M
Colombia	COVID	283.9 M	28.6 M	10%	-	-
DPR Korea	COVID	39.7 M	3.5 M	9%	-	-
Iran	COVID	117.3 M	70.3 M	60%	40.1 M	25.0 M
Lebanon	COVID	136.5 M	63.6 M	47%	6.0 M	-
Liberia	COVID	57.0 M	5.8 M	10%	4.4 M	2.5 M
Pakistan	COVID	145.8 M	80.3 M	55%	6.7 M	5.7 M
Philippines	COVID	121.8 M	17.5 M	14%	39.0 M	5.4 M
Sierra Leone	COVID	62.9 M	12.7 M	20%	-	1.8 M
Togo	COVID	19.8 M	3.8 M	19%	3.5 M	1.5 M
Bangladesh Intersectoral ¹²	COVID	205.9 M	54.6 M	27%	20.2 M	7.5 M
Djibouti Intersectoral ¹²	COVID	30.0 M	4.5 M	15%	1.2 M	0.6 M
Ecuador Intersectoral ¹²	COVID	46.4 M	18.0 M	39%	9.0 M	2.4 M
Jordan Intersectoral ¹²	COVID	52.8 M	4.8 M	9%	1.4 M	1.0 M
Kenya Intersectoral ¹²	COVID	254.9 M	49.3 M	19%	13.8 M	9.7 M
Rep. Of Congo Intersectoral ¹²	COVID	12.0 M	1.5 M	12%	1.7 M	0.4 M
Tanzania Intersectoral ¹²	COVID	158.9 M	12.1 M	8%	11.1 M	7.5 M
Uganda Intersectoral ¹²	COVID	200.2 M	12.2 M	6%	13.6 M	11.4 M
Zambia Intersectoral ¹²	COVID	125.6 M	21.5 M	17%	9.8 M	6.1 M
Famine prevention Global	COVID	500.0 M	-	-	-	-
NGO envelope Global	COVID	300.0 M	3.0 M	1%	-	-
Support services Global	COVID	376.0 M	291.1 M	77%	-	-
TOTAL		39.29 B	14.97 B	48%	433.1 M	258.9 M

Other Other Inter-agency appeals COVID COVID-19 appeals

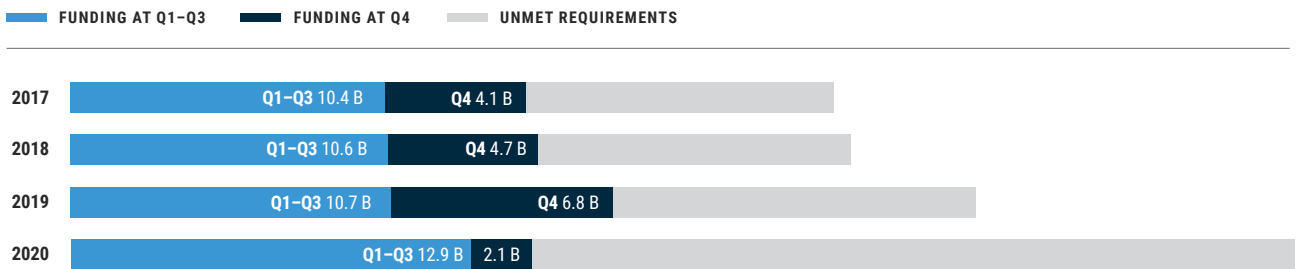
¹² Intersectoral plans include the humanitarian component of existing intersectoral COVID-19 response plans in countries already included in the GHRP through a Regional Refugee Response Plan, a Regional Migrant Plan or a Joint Response Plan. This covers stand-alone plans for Bangladesh, Djibouti, Ecuador, Jordan, Kenya, Republic of the Congo, Tanzania, Uganda and Zambia.

¹³ In addition to the values presented in the table, \$354.8 million have been reported as funding for the GHRP, however, details regarding specific recipients or countries are not yet available.

Monthly funding trend (January – October)



Funding per quarter (2017–2020)



Flood victims receive a pre-package of foods from WFP in Charikar, capital of Parwan province, Afghanistan, Sept. 3, 2020. On August 26th flash floods occurred across Parwan Province that washed away hundreds of homes and killed several dozen people and injured hundreds more. Credit: Massoud Hossaini/WFP

News from the pooled funds

Country-based Pooled Funds (CBPFs)

By the end of October, eighteen CBPFs had allocated around \$598 million to humanitarian partners, including \$223 million to respond to the COVID-19 pandemic and its socio-economic impacts. In addition, the contracts for \$97.3 million are being finalised, including recent allocations in Afghanistan, Central African Republic, DRC, Ethiopia, Nigeria, oPt, Somalia, South Sudan, Sudan, Syria and Ukraine.

CBPFs disbursed \$97.7 million to humanitarian partners in 13 countries in October. Of this amount, 67.4 per cent (\$65.4 million) went to NGOs, including \$49.2 million to 63 international NGOs, \$15.8 million to 32 local and national partners, and \$0.4 million to a Red Cross/Red Crescent National Society. CBPF-funded activities assisted approximately 4.5 million women and girls who represent over half of the targeted recipients (8.5 million people) of CBPF funding this month.¹³

CBPFs continue to be the largest direct source of funding for local and national partners on the front lines of emergency responses. In 2020 to date, 37 per cent (\$222 million) of CBPF funding was provided to national and local NGOs, including \$55 million received as sub-implementing partners of other organizations. In addition, \$12.4 million was provided to Red Cross/Red Crescent National Societies, including \$0.8M received as sub-implementing partners.

Five CBPF allocations were launched by Humanitarian Coordinators in October: **DRC:** \$0.8M reserve allocation to support coordination mechanisms, humanitarian access and enhance inclusiveness. **Syria Cross Border:** \$13 million reserve allocation, including additional funding to respond to COVID-19 and scale up winterization activities for displaced people and host communities. **Jordan:** \$2 million standard allocation to support the prioritized Jordan Response Plan and COVID-related needs. **South Sudan:** \$10 million reserve allocation to provide urgent funding to the front-line response to floods and other needs. **Sudan:** \$2 million reserve allocation to provide support to the front-line response to the polio outbreak.

As of 31 October, donors had contributed a total of \$750 million to CBPFs, including \$135 million to the Syria Cross Border Humanitarian Fund (HF), \$79 million to the Yemen HF, \$66 million to the South Sudan HF, \$63 million to the Sudan HF, and \$57 million to the Afghanistan HF, the top five CBPF recipients to date.

In mid-October, the USG/ERC approved the establishment of a country-based pooled fund in Venezuela. The Venezuela Humanitarian Fund will be critical in addressing priority needs included in the Venezuela Humanitarian Response Plan. Particular focus will be placed on supporting front-line responders, including national and international NGOs. A first allocation is envisioned for early 2021.

Monthly fund highlight

In October 2020, the DRC Humanitarian Fund played a key role in supporting the inclusiveness; accountability to affected people; and protection from sexual exploitation and abuse. The Humanitarian Coordinator released \$0.8 million to widen the inclusion of marginalized people and those with specific needs and initiated a \$1.5 million allocation to support the implementation of the Protection from Sexual Exploitation and Abuse National Action Plan that is being finalised.

Central Emergency Response Fund (CERF)

In October 2020, \$13 million was allocated¹⁴ from the Central Emergency Response Fund's rapid response (RR) window. RR allocations include \$10 million for floods in South Sudan and \$3 million for floods in Pakistan. In addition, \$100 million from the underfunded emergencies (UFE) window was allocated.¹⁴ This included \$35 million for the public health needs of conflict-affected people in Yemen, \$13 million for multi-faceted needs in Afghanistan, \$13 million for conflict-related displacement in Nigeria, \$7 million for conflict-related displacement in Mozambique, \$6 million for displacement in Burkina Faso, \$6 million for people affected by multiple hazards in Pakistan, \$5 million for displacement in Burundi, \$5 million to address needs of marginalized and indigenous persons in Colombia, \$5 million for the needs of urban populations affected by insecurity in Haiti, and \$5 million for displacement and COVID-related needs in Uganda. This UFE round has a strong focus on preventing and responding to gender-based violence – 22 per cent of funds are dedicated to projects targeting GBV and health projects with GBV outcomes.

Progress on anticipatory action pilots

The Anticipatory Action Framework for Drought in Ethiopia was endorsed by the Humanitarian Country Team. Pending endorsement by the Emergency Relief Coordinator, OCHA is ready to trigger funding and actions laid out in the framework should drought and food security projections indicate that the thresholds will be reached. In **Bangladesh**, first lessons learned are emerging from the activation of the Anticipatory Action Framework in July. Evidence collected by independent evaluation partners and by the implementing agencies shows that more people were reached earlier, faster, and at half the cost of a regular response (when compared to the 2019 floods for instance) and in a more empowering manner.

¹³ The number of people targeted and reached may include double counting as some people may receive assistance from multiple projects.

¹⁴ Allocations endorsed by the Emergency Relief Coordinator.

CERF Allocations

ALLOCATIONS IN OCTOBER ¹⁵

\$113.0M

ALLOCATIONS IN 2020

\$678.1M

CONTRIBUTIONS RECEIVED IN 2020 ¹⁶

\$495.2M

COUNTRY	APPEAL TYPE	MONTHLY ALLOCATION	OF WHICH: RR	UFE	PURPOSE OF ALLOCATION	TOTAL 2020 ALLOCATIONS
Afghanistan	HRP	\$13.0 M	–	\$13.0 M	Multiple	\$13.0 M
Burkina Faso	HRP	\$6.0 M	–	\$6.0 M	Displacement	\$16.0 M
Burundi	HRP	\$5.0 M	–	\$5.0 M	Displacement	\$5.0 M
Colombia	HRP	\$5.0 M	–	\$5.0 M	Multiple	\$5.0 M
Haiti	HRP	\$5.0 M	–	\$5.0 M	Multiple	\$12.0 M
Mozambique	FA	\$7.0 M	–	\$7.0 M	Conflict - Displacement	\$14.0 M
Nigeria	HRP	\$13.0 M	–	\$13.0 M	Conflict - Displacement	\$13.0 M
Pakistan		\$9.0 M	\$3.0 M	\$6.0 M	Flood (RR); Multiple (UFE)	\$12.0 M
South Sudan	HRP	\$10.0 M	\$10.0 M	–	Flood	\$22.0 M
Uganda		\$5.0 M	–	\$5.0 M	Multiple	\$9.0 M
Yemen	HRP	\$35.0 M	–	\$35.0 M	Conflict - Deterioration of protection and human rights environment	\$35.0 M

CBPFs Allocations

ALLOCATIONS IN OCTOBER ¹⁷

\$98M

ALLOCATIONS IN 2020 ¹⁸

\$598M

ALLOCATIONS IN 2020 BY ORGANISATION TYPE

International NGOs **38%** UN Agencies **32%**
National NGOs **28** RC/RC **2%**

CONTRIBUTIONS RECEIVED IN 2020

\$750M

POOLED FUND	APPEAL TYPE	MONTHLY ALLOCATION ¹⁷	ALLOCATIONS IN 2020 ¹⁸	TOTAL ALLOCATIONS UNDER APPROVAL ¹⁹	TOTAL 2020 CONTRIBUTIONS ²⁰
Afghanistan	HRP	\$17.2 M	\$61.4 M	\$2.9 M	\$57.0 M
CAR	HRP	\$0.2 M	\$21.8 M	\$0.3 M	\$30.2 M
DRC	HRP	\$28.5 M	\$39.3 M	\$29.4 M	\$41.9 M
Ethiopia	HRP	\$1.0 M	\$24.6 M	\$1.6 M	\$43.5 M
Iraq	HRP	–	\$12.3 M	–	\$23.0 M
Jordan	3RP	\$0.4 M	\$5.8 M	–	\$10.1 M
Lebanon	3RP	\$1.5 M	\$16.2 M	–	\$15.4 M
Myanmar	HRP	–	\$11.0 M	–	\$16.7 M
Nigeria	HRP	\$13.4 M	\$17.6 M	\$4.1 M	\$31.1 M
oPt	HRP	\$2.8 M	\$18.1 M	\$5.8 M	\$27.1 M
Pakistan		\$3.0 M	\$9.7 M	–	\$9.9 M
Somalia	HRP	\$1.0 M	\$26.8 M	\$11.5 M	\$40.6 M
South Sudan	HRP	–	\$39.7 M	\$6.0 M	\$66.3 M
Sudan	HRP	\$9.8 M	\$48.1 M	\$17.0 M	\$63.2 M
Syria	HRP	\$18.6 M	\$53.8 M	\$15.4 M	\$50.9 M
Syria Cross border	3RP	–	\$164.8 M	–	\$135.2 M
Ukraine	HRP	\$0.2 M	\$3.7 M	\$4.1 M	\$8.9 M
Yemen	HRP	–	\$23.3 M	–	\$78.9 M

¹⁵Final projects approved by the Emergency Relief Coordinator. / ¹⁶Includes both paid contributions (\$489.3 M) and pledges (\$5.8 M). / ¹⁷Total amount of projects approved from 1 October to 31 October. / ¹⁸Total amount of projects approved in 2020. / ¹⁹Total amount of projects being approved. / ²⁰Includes both contributions and pledges. For a full breakdown, see: pbi.unocha.org