



Global Humanitarian Overview: 30 September 2020¹

FUNDING REQUIRED

\$39.94B

FUNDING RECEIVED

\$12.89B

COVERAGE

32%

TOTAL HUMANITARIAN FUNDING²

\$19.46B

The requirements for the Global Humanitarian Overview (GHO) 2020 were \$39.94 billion for 63 countries at the end of September. This is a significant increase from the \$28.8 billion published on 4 December 2019 and a slight decrease from last month. The increase is due to various updates and changes since the launch, and the Global Response Plan for COVID-19 (GHRP) published on 25 March and updated on 7 May and 17 July. The change in requirements since last month is due to minor changes in the Colombia, Ethiopia, Lebanon (Flash Appeal) and the occupied Palestinian territory (oPt), reflecting adjustments in both COVID and non-COVID requirements.

As of the end of September, funding for the plans included in the GHO had reached \$12.89 billion, or 32 per cent of total requirements. This is \$1.64 billion more than at the end of August. Total GHO funding, including the GHRP, is significantly higher this year than at the same time in 2019. Current GHO funding is 71 per cent of the total GHO funding recorded for 2019 (\$18.10 billion).

Despite this high level of funding in absolute terms, requirements have grown significantly, with current requirements \$13.37 billion greater than at the same time last year. The percentage of needs covered (32 per cent) is lower now than at the end of September 2019 and the average end-September coverage 2016-2019 (42 per cent). Until the sharp increases in the July GHRP update, monthly GHO coverage in 2020 was on par with the same points in time last year.

An additional \$6.57 billion has been reported for activities outside the GHO or is awaiting allocation, bringing the total reported humanitarian funding to \$19.46 billion, which is \$2.09 billion higher than the amount reported one month ago. Total

reported humanitarian funding in 2020 is currently higher than at the end of September 2019. It is 79 per cent of total reported humanitarian funding in 2019 (\$24.77 billion).

As of end September, the plans in the GHO, including the GHRP, aimed to provide assistance to 259.2 million of the 433 million people in need. This is almost triple the number of people in need at the end of September 2019, and nearly one and a half times more than the people to receive assistance through the coordinated plans.

Following a Senior Officials' Meeting on 8 September, a virtual Ministerial Roundtable on the Sahel co-hosted by Denmark, Germany and the European Union, will take place on Tuesday, 20 October, with a series of side events taking place in the week leading up to the Roundtable. The high-level event aims to mobilize both urgently needed funding and policy commitments to address humanitarian challenges and growing needs in the region. For more information: www.unocha.org/centralsahel2020. The humanitarian community estimates requirements of \$1.4 billion to deliver life-saving assistance for Central Sahel for the remainder of this year and in 2021.

Prevention and response to gender-based violence (GBV) remains a key priority for humanitarian agencies. This is particularly true in the context of COVID-19 which has deepened existing vulnerabilities and inequalities. Innovative approaches to ensure the continuity of services have been put in place, yet the gap between requirements and funding remains large. The requirements for gender programming/GBV prevention and response in 19 plans / countries in the GHO are \$409.6 million.⁴ As of end September, funding against these requirements totaled \$44.6 million. An additional \$25.3 million for GBV has been reported for GHO countries / plans that have not specified requirements.

¹ For a complete explanation of the calculation of headline figures for 2020, see page 20 of the GHO 2020.

² Global humanitarian funding includes support to organisations and activities in UN-coordinated plans, as well as reported funding for the Red Cross / Red Crescent Movement, in-kind assistance, bilateral funding and others.

³ See footnote note above. In the context of COVID-19, there may be some funding reported as outside the GHRP because the necessary details regarding how it should be attributed have not been provided by donors or receipt agencies. It is expected that some of this funding will be counted against the GHRP requirements as more information is received.

⁴ This includes requirements for 19 countries / plans: Afghanistan, Cameroon, Chad, Democratic Republic of the Congo, Iraq, Kenya, Libya, Mali, Niger, Nigeria, oPt, Somalia, South Sudan, Syria, Ukraine, Venezuela, and Zimbabwe. While there is certainly gender/GBV programming in other GHO countries, not all of them have specified requirements in their coordinated plans. The requirements for Afghanistan, DRC and Ukraine are available in their Humanitarian Response Plans.

Middle East and Northern Africa: Appeals in 2020

PEOPLE IN NEED⁵

53.9M

PEOPLE TARGETED⁵

42.7M

REQUIREMENTS (US\$)

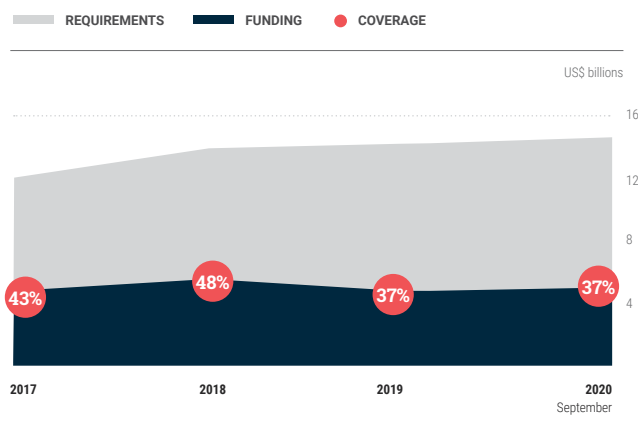
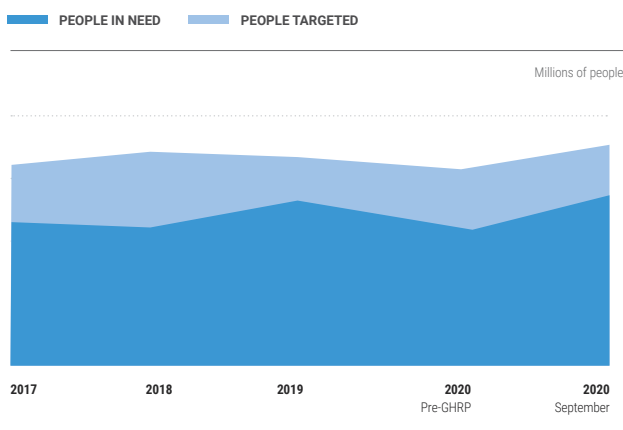
\$15.1B

FUNDING (US\$)

\$5.5B

COVERAGE (%)

37%



INTER-AGENCY APPEALS IN 2020

INTER-AGENCY APPEAL	APPEAL TYPE	FUNDING REQUIRED (US\$)	FUNDING RECEIVED (US\$)	FUNDING COVERAGE (%)	PEOPLE IN NEED	PEOPLE TARGETED
Iraq	HRP	662.2 M	450.4 M	68%	4.1 M	1.8 M
Libya	HRP	129.8 M	78.8 M	61%	1.0 M	0.4 M
oPt	HRP	420.4 M	186.1 M	44%	2.4 M	1.5 M
Syria	HRP	3.82 B	1.63 B	43%	11.1 M	9.8 M
Yemen	HRP	3.38 B	1.34 B	40%	24.3 M	19.0 M
Lebanon	FA	354.9 M	71.5 M	20%	1.0 M	0.3 M
Syria Regional	3RP	6.00 B	1.64 B	27%	10.0 M	10.0 M
Iran	COVID	117.3 M	57.3 M	49%	40.1 M	25.0 M
Lebanon	COVID	136.5 M	47.6 M	35%	6.0 M	-
Jordan	COVID	52.8 M	1.2 M	2%	1.4 M	1.0 M

There are ten appeals in the Middle East and North Africa this year, including the new Lebanon Flash Appeal, and COVID-19 plans for Iran, Jordan and Lebanon. Record high requirements total \$15.07 billion which is 38 per cent of global appeal requirements. In absolute terms, combined inter-agency plan funding for the region (\$5.5 billion) has surpassed the end-year totals for the past three years (2019 - \$4.45 billion; 2018 - \$5.08 billion; 2017 - \$4.95 billion). Coverage of requirements (42 per cent) is the same as at the same time last year, however, unmet needs, including those for COVID-19, are significantly higher.

YEMEN

Although significant additional funding was reported during September, the Yemen HRP is only funded at 40 percent (\$1.34 billion), which is significantly lower than at the end of September

2019 (52 percent - \$2.17 billion). Between April and August, humanitarian agencies were forced to reduce food distributions, cut health services in more than 300 facilities and halt specialized services for hundreds of thousands of traumatized and highly vulnerable women and girls. On 15 September, Mark Lowcock, Under-Secretary-General for Humanitarian Affairs/Emergency Relief Coordinator, warned the United Nations Security Council that "More than 9 million people have been affected by deepening cuts to aid programmes, including food, water and healthcare. Continuing to hold back money from the humanitarian response now will be a death sentence for many families."⁶ He also warned of the risk of famine and the need for urgent funding to prevent starvation and ensure aid for the 19 million Yemenis targeted for assistance. In equally somber news, on 23 September, it was announced that fifteen of the United Nations' 41 major humanitarian programmes in Yemen had been reduced or shut

⁵ Calculation includes caseload for Humanitarian Response Plans, Flash Appeals and Regional Refugee Response Plans.

⁶ <https://reliefweb.int/report/yemen/under-secretary-general-humanitarian-affairs-and-emergency-relief-coordinator-mark-31>

⁷ <https://reliefweb.int/report/yemen/lack-funding-cripples-humanitarian-operations-yemen-enar>



Ahmad is a 12-year-old Syrian boy living at the Al-Tah IDP camp in Idlib Governorate. Having fled war and violence in his village just over a year ago, he and his family now face a new enemy in COVID-19. Ahmad knows little about the virus, but knows it – like the bombs he fled earlier – can also kill. Unable to attend school or play with his friends outside like before, he hopes the world finds a cure for the virus soon. He makes paper masks to wear and distribute to himself and his friends. Credit: OCHA

down and 30 more were facing the same plight. “It’s an impossible situation,” said Lise Grande, Humanitarian Coordinator for Yemen. “This is the worst humanitarian crisis in the world, yet we don’t have the resources we need to save the people who are suffering and will die if we don’t help.”⁷

SYRIA CRISIS

Requirements for the Syria Humanitarian Response Plan (HRP) and the Syria Regional Refugee and Resilience Plan (3RP) total \$9.82 billion, the largest ever combined requirements for the two plans. Funding, however, has not kept pace with requirements. Funding for the HRP (\$1.63 billion) and the 3RP (\$1.64 billion) currently totals \$3.27 billion, which is more than the \$2.79 billion reported at the same time last year. However, the gap between needs and requirements continues to grow and now reaches \$6.55 billion. This shortfall comes at a time when there are 9.3 million people inside Syria who are food insecure and the country’s fragile health system, insufficient water and sanitation infrastructure, and access challenges in certain areas hinder COVID-19 prevention and response. The lack of funding threatens to increase existing vulnerability levels, and lack of funding in one sector can lessen the impact of investments in other sectors. In the countries of the region hosting Syrian refugees, the COVID-19 pandemic has compounded the effects of the funding shortfalls and economic

and financial crises. The Beirut port explosion in early August increased requirements and has exacerbated socio-economic vulnerabilities and strained national and local capacities. Refugee and resilience response plan components for Turkey, Iraq and Egypt are only a quarter funded on average.

IRAQ, LIBYA, AND OPT

Funding coverage for the Iraq (68 per cent) and Libya (61 per cent) appeals is higher than the global average of 33 per cent. Funding for oPt is also above average and the absolute amount - \$186 million – is on par with funding last year at this time. Still, in the absence of full funding for the coordinated plans, needs remain unmet and people suffer.

Global Humanitarian Overview 2020: as of 30 September 2020

INTER-AGENCY APPEAL	APPEAL TYPE	FUNDING REQUIRED (US\$)	FUNDING RECEIVED (US\$)	FUNDING COVERAGE (%)	PEOPLE IN NEED	PEOPLE TARGETED
Afghanistan	HRP	1.13 B	369.7 M	33%	14.0 M	11.1 M
Burkina Faso	HRP	424.4 M	159.0 M	37%	2.9 M	2.2 M
Burundi	HRP	197.9 M	61.9 M	31%	1.7 M	0.9 M
Cameroon	HRP	390.9 M	126.8 M	32%	6.2 M	3.4 M
CAR	HRP	553.6 M	281.0 M	51%	2.6 M	1.8 M
Chad	HRP	664.6 M	212.9 M	32%	6.4 M	3.8 M
Colombia	HRP	209.7 M	31.7 M	15%	10.4 M	2.4 M
DRC	HRP	2.07 B	507.9 M	23%	25.6 M	9.2 M
Ethiopia	HRP	1.44 B	459.1 M	35%	19.2 M	15.1 M
Haiti	HRP	472.0 M	74.4 M	16%	10.9 M	10.9 M
Iraq	HRP	662.2 M	450.4 M	68%	4.1 M	1.8 M
Libya	HRP	129.8 M	78.8 M	61%	1.0 M	0.4 M
Mali	HRP	474.3 M	175.2 M	37%	6.8 M	5.5 M
Myanmar	HRP	275.3 M	115.8 M	42%	1.0 M	0.9 M
Niger	HRP	516.1 M	216.0 M	42%	3.7 M	3.0 M
Nigeria	HRP	1.08 B	424.9 M	39%	10.6 M	7.8 M
oPt	HRP	420.4 M	186.1 M	44%	2.4 M	1.5 M
Somalia	HRP	1.01 B	594.4 M	59%	5.2 M	3.0 M
South Sudan	HRP	1.90 B	794.2 M	37%	7.5 M	7.4 M
Sudan	HRP	1.63 B	755.7 M	46%	12.2 M	8.8 M
Syria	HRP	3.82 B	1.63 B	43%	11.1 M	9.8 M
Ukraine	HRP	204.7 M	71.8 M	35%	3.4 M	2.1 M
Venezuela ⁸	HRP	762.5 M	67.4 M	9%	7.0 M	4.5 M
Yemen ⁹	HRP	3.38 B	1.34 B	40%	24.3 M	19.0 M
Zimbabwe	HRP	800.8 M	165.1 M	21%	7.5 M	6.0 M
Djibouti	FA	14.3 M	3.7 M	26%	0.2 M	0.2 M
Lebanon	FA	354.9 M	71.5 M	20%	1.0 M	0.3 M
Lesotho	FA	33.7 M	8.6 M	25%	0.5 M	0.3 M
Mozambique	FA	68.1 M	15.0 M	22%	7.8 M	2.9 M
Burundi Regional ¹⁰	RRP	275.4 M	19.9 M	7%	0.3 M	0.3 M
DRC Regional ¹⁰	RRP	638.7 M	30.1 M	5%	0.7 M	0.7 M
Nigeria Regional ^{10,11}	RRP	-	-	-	-	-
South Sudan Regional ¹⁰	RRP	1.34 B	71.7 M	5%	1.2 M	1.2 M
Syria Regional ¹⁰	RRP	6.00 B	1.64 B	27%	10.0 M	10.0 M
Horn of Africa and Yemen	MRP	76.5 M	0.3 M	<1%	0.2 M	0.2 M
Venezuela Regional	RMRP	1.41 B	329.6 M	23%	6.1 M	4.1 M

HRP Humanitarian Response Plan FA Flash Appeal RRP Regional Refugee Response Plan RMRP Regional Migrant and Refugee Response Plan Other Other Inter-agency appeals

⁸ The requirements and funding are estimates and will be updated after the publication of the Venezuela HRP.

⁹ This figure estimates year-long requirements in Yemen, including for COVID-19 activities. A final figure will be confirmed pending verification of pledges and funds already received.

¹⁰ The RRP requirements and funding only include the countries not overlapping with HRPs tracked in FTS: for Burundi Regional, Rwanda, Tanzania, and Uganda are included; for DRC Regional, Angola, Republic of Congo, Rwanda, Tanzania, Uganda, and Zambia are included; for South Sudan Regional, Kenya, Uganda, and Ethiopia are included. Funding for RRP is based on contributions reported by donors and recipient organisations. Updates are ongoing.

¹¹ The requirements for the Nigeria RRP are included in the Cameroon, Chad and Niger HRPs.

Please report your contributions to FTS to ensure full visibility of funding:

fts.unocha.org | hum-insight.info



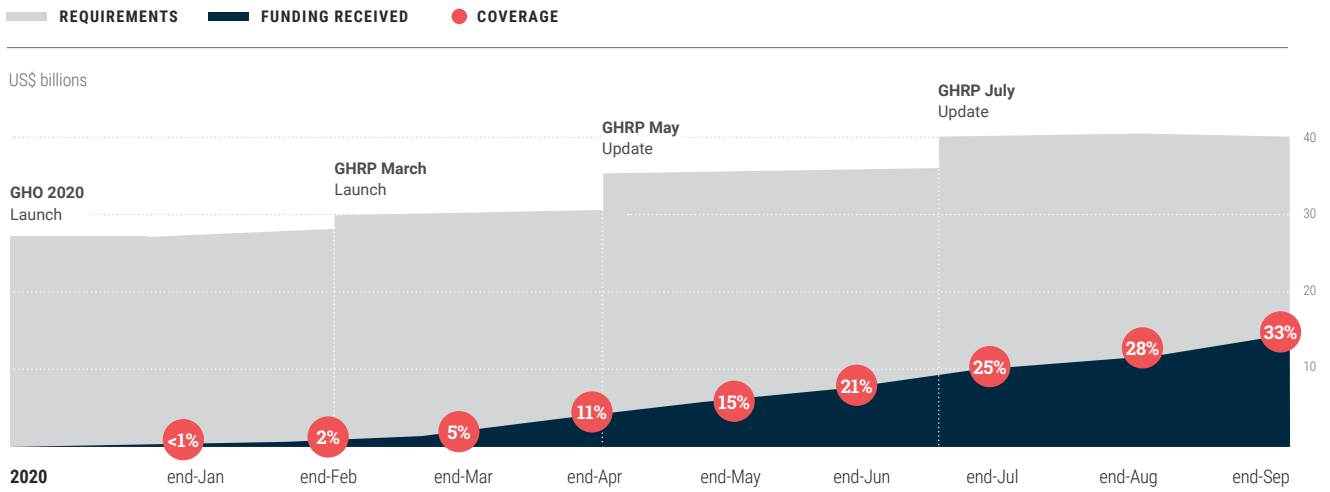
INTER-AGENCY APPEAL	APPEAL TYPE	FUNDING REQUIRED (US\$)	FUNDING RECEIVED (US\$)	FUNDING COVERAGE (%)	PEOPLE IN NEED	PEOPLE TARGETED
Bangladesh	Other	1.06 B	509.8 M	48%	1.8 M	1.8 M
Cabo Delgado	Other	35.5 M	23.2 M	65%	0.7 M	0.4 M
DPR Korea	Other	107.0 M	28.6 M	27%	10.4 M	5.5 M
Benin	COVID	17.9 M	1.7 M	10%	3.0 M	1.0 M
Colombia	COVID	283.9 M	27.1 M	10%	-	-
DPR Korea	COVID	39.7 M	3.5 M	9%	-	-
Iran	COVID	117.3 M	57.3 M	49%	40.1 M	25.0 M
Lebanon	COVID	136.5 M	47.6 M	35%	6.0 M	-
Liberia	COVID	57.0 M	4.1 M	7%	4.4 M	2.5 M
Pakistan	COVID	145.8 M	72.5 M	50%	6.7 M	5.7 M
Philippines	COVID	121.8 M	12.8 M	11%	39.0 M	5.4 M
Sierra Leone	COVID	62.9 M	12.3 M	20%	-	1.8 M
Togo	COVID	19.8 M	3.0 M	15%	3.5 M	1.5 M
Bangladesh Intersectoral ¹²	COVID	205.9 M	45.5 M	22%	20.2 M	7.5 M
Djibouti Intersectoral ¹²	COVID	30.0 M	4.4 M	15%	1.2 M	0.6 M
Ecuador Intersectoral ¹²	COVID	46.4 M	15.6 M	34%	9.0 M	2.4 M
Jordan Intersectoral ¹²	COVID	52.8 M	1.2 M	2%	1.4 M	1.0 M
Kenya Intersectoral ¹²	COVID	254.9 M	22.8 M	9%	13.8 M	9.7 M
Rep. Of Congo Intersectoral ¹²	COVID	12.0 M	1.0 M	8%	1.7 M	0.4 M
Tanzania Intersectoral ¹²	COVID	158.9 M	10.5 M	7%	11.1 M	7.5 M
Uganda Intersectoral ¹²	COVID	200.2 M	10.3 M	5%	13.6 M	11.4 M
Zambia Intersectoral ¹²	COVID	125.6 M	20.0 M	16%	9.8 M	6.1 M
Famine prevention Global	COVID	500.0 M	-	-	-	-
NGO envelope Global	COVID	300.0 M	3.9 M	1%	-	-
Support services Global	COVID	1.03 B	277.5 M	27%	-	-
TOTAL		39.94 B	12.89 B ¹³	32%	433.0 M	259.2 M

Other Other Inter-agency appeals COVID COVID-19 appeals

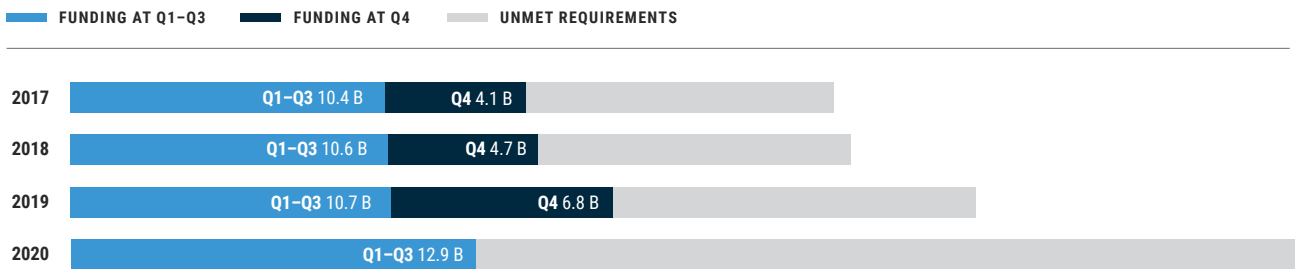
¹² Intersectoral plans include the humanitarian component of existing intersectoral COVID-19 response plans in countries already included in the GHRP through a Regional Refugee Response Plan, a Regional Migrant Plan or a Joint Response Plan. This covers stand-alone plans for Bangladesh, Djibouti, Ecuador, Jordan, Kenya, Republic of the Congo, Tanzania, Uganda and Zambia.

¹³ In addition to the values presented in the table, \$453.2 million have been reported as funding for the GHRP, however, details regarding specific recipients or countries are not yet available.

Monthly funding trend (January – September)



Funding per quarter (2018–2020)



This year's rainy season saw record-high rainfall in Chad, and in the Sahel as a whole. The month of August 2020 in particular saw numerous floods across most of the national territory: in the central regions, the south, the east, the Lac province and in the capital N'Djamena. As of late August, floods have affected nearly 190,000 people. *Credit: OCHA*

News from the pooled funds



Beneficiary observing COVID-19 preventative measures and washing hands with chlorinated water before entering community centre in Dar Sa'ad (Aden).
Credit: INTERSOS

Country-based Pooled Funds (CBPFs)

By the end of September, eighteen CBPFs had allocated around \$497 million to humanitarian partners, including \$206 million already provided to respond to the COVID-19 pandemic. In addition, the contracts for an additional \$170.7 million of projects are being finalized, including for previous large-scale allocations in Syria, Sudan, Somalia, Nigeria, DRC and Afghanistan. In September, CBPFs funded activities that targeted approximately four million women and girls, who represent over half of the targeted recipients (7.7 million people) of CBPF funding this month.

CBPFs continue to be the largest direct source of funding for local and national partners on the front lines of emergency responses. In 2020, to date, \$327 million was provided to international, national and local NGOs as primary recipients. Of this amount, \$196 million (40 per cent of all CBPF allocations) was provided to national and local NGOs, including \$45 million received as sub-implementing partners of other organizations. In addition, \$12 million was provided to Red Cross/Red Crescent National Societies, including \$0.8M as sub-implementing partners.

Eight CBPF allocations were launched by Humanitarian Coordinators in September: **DRC:** \$2 million reserve allocation to respond to urgent needs in Nyunzu Province due to the deterioration of hostilities in the region. **Ethiopia:** \$20 million standard allocation to respond to urgent humanitarian needs in sectors and areas that are underfunded and prioritized by clusters during the mid-year review exercise. **oPt:** \$17 million standard allocation to respond to urgent needs in the Gaza Strip (70 per cent), including annual winterization and repositioning of assistance, and the West Bank (30 per cent) to address current gaps. **Pakistan:** \$2.5 million reserve focusing on food security and WASH. **Somalia:** \$9.26 million reserve allocation to support the emergency response to floods in the south and central

parts of the country. **Sudan:** \$500,000 reserve allocation. **Ukraine:** \$6 million standard allocation to support front-line responders and winterization activities, equally in the Government-controlled and non-Government controlled areas.

As of 30 September, donors have contributed a total of \$726 million to OCHA CBPFs, including \$135 million to the Syria Cross Border HF, \$73 million to Yemen HF, \$64 million to South Sudan HF, \$62 million to Sudan HF, and \$57 million to Afghanistan HF, the top five CBPF recipients to date.

In September 2020, the Yemen Humanitarian Fund fast-tracked a \$20 million emergency allocation for COVID-19 and to ensure the continuity of the Rapid Response Mechanism. This allocation provides allowances for front-line health workers, supports risk communication, health preparedness and community engagement, and aids the most affected and vulnerable to the disease.

Central Emergency Response Fund (CERF)

In September, the Emergency Relief Coordinator (ERC) allocated¹⁴ \$5 million from the Central Emergency Response Fund's rapid response window, in response to floods in Niger that affected 340,00 people who lacked drinking water and access to health services. The allocation supports an integrated package of life-saving assistance to an estimated 182,000 people, with a strong emphasis on women and girls, and people with disabilities.

The ERC endorsed strategies developed for a humanitarian response in the ten emergencies included in this year's second allocation round for underfunded emergencies. The \$100 million allocation includes the following countries: Yemen (\$35million), Afghanistan (\$13 million), Nigeria (\$13 million), Mozambique (\$7 million), Burkina Faso (\$6 million), Pakistan (\$6 million), Burundi (\$5 million), Colombia (\$5 million), Haiti (\$5 million) and Uganda (\$5 million).

¹⁴ Final projects approved by the Emergency Relief Coordinator.

CERF Allocations

ALLOCATIONS
IN SEPTEMBER ¹⁵

\$5.0M

ALLOCATIONS
IN 2020

\$630.6M

CONTRIBUTIONS
RECEIVED IN 2020 ¹⁶

\$495.1M

COUNTRY	APPEAL TYPE	MONTHLY ALLOCATION	OF WHICH: RR	UFE	PURPOSE OF ALLOCATION	TOTAL 2020 ALLOCATIONS
Niger	HRP	\$5.0 M	\$5.0 M	-	Floods	\$22.0 M

CBPFs Allocations

ALLOCATIONS
IN SEPTEMBER ¹⁷

\$86M

ALLOCATIONS
IN 2020 ¹⁸

\$497M

ALLOCATIONS BY ORGANISATION TYPE

International NGOs **36%** UN Agencies **32%**
National NGOs **30%** RC/RC **2%**

CONTRIBUTIONS
RECEIVED IN 2020

\$726M

POOLED FUND	APPEAL TYPE	MONTHLY ALLOCATION ¹⁷	ALLOCATIONS IN 2020 ¹⁸	TOTAL ALLOCATIONS UNDER APPROVAL ¹⁹	TOTAL 2020 CONTRIBUTIONS ²⁰
Afghanistan	HRP	-	\$44.2 M	\$19.9 M	\$57.0 M
CAR	HRP	-	\$21.7 M	\$0.4 M	\$27.1 M
DRC	HRP	\$6.9 M	\$10.7 M	\$58.7 M	\$41.9 M
Ethiopia	HRP	\$2.0 M	\$22.1 M	\$2.7 M	\$42.1 M
Iraq	HRP	-	\$12.3 M	-	\$23.0 M
Jordan	3RP	\$0.9 M	\$5.4 M	\$0.4 M	\$9.2 M
Lebanon	3RP	\$12.2 M	\$16.2 M	\$0.2 M	\$15.4 M
Myanmar	HRP	\$5.1 M	\$11.0 M	-	\$14.8 M
Nigeria	HRP	\$3.1 M	\$3.9 M	\$17.9 M	\$31.1 M
oPt	HRP	-	\$15.2 M	\$0.4 M	\$25.2 M
Pakistan		\$3.8 M	\$6.7 M	\$3.0 M	\$9.9 M
Somalia	HRP	\$0.6 M	\$25.8 M	\$12.1 M	\$38.3 M
South Sudan	HRP	-	\$39.7 M	-	\$64.0 M
Sudan	HRP	\$21.8 M	\$38.3 M	\$17.7 M	\$61.8 M
Syria	HRP	\$7.9 M	\$32.2 M	\$36.6 M	\$50.8 M
Syria Cross border	3RP	\$1.5 M	\$164.8 M	-	\$135.2 M
Ukraine	HRP	-	\$3.5 M	\$0.8 M	\$8.9 M
Yemen	HRP	\$19.8 M	\$23.3 M	-	\$73.5 M

¹⁵ Final projects approved by the Emergency Relief Coordinator.

¹⁶ Includes both paid contributions (\$489.3 M) and pledges (\$5.8 M).

¹⁷ Total amount of projects approved from 1 September to 30 September.

¹⁸ Total amount of projects approved in 2020.

¹⁹ Total amount of projects being approved.

²⁰ Includes both contributions and pledges. For a full breakdown, see: pfi.unocha.org